




pib, the humanoid robot
you can build yourself -
Now at your school!

www.pib.rocks/school

The learning platform for **robotics**, **3D printing**
and **Artificial Intelligence**.



PRINT
BUILD
DEVELOP
YOUR OWN ROBOT





Jakob



student at the
Hans-Sachs-Gymnasium
in Nuremberg, Germany

“ As a participant in the pib (robotics) elective, I have had incredible experiences. We started 3D printing the parts and turned the digital designs into reality. Assembling the robot was fascinating as we gradually brought it to life. This was followed by the exciting phase of programming, where we implemented capabilities of the robot using appropriate algorithms. It was a unique experience to witness the entire process and marvel at a working robot at the end.”

“ pib inspires our students and teachers alike. A great addition for our school to experience future technologies.”

Carsten Böckl

Headmaster Hans-Sachs-
Gymnasium Nuremberg






www.pib.rocks/school

What is pib@school?

pib stands for **printable intelligent bot** and is a humanoid **robot from the 3D printer** that anyone can build themselves.

pib@school offers **schools and educational institutions** the chance to build their **own version of pib**, to **develop it** or to **bring it to life** using Artificial Intelligence. Teachers are provided **with personal support** and **teaching materials** in the process.



Students learn handling future technologies such as **robotics**, **3D printing** and **Artificial Intelligence** in an exciting way and learn how to develop them themselves. At the same time, they can be inspired to head for **STEM careers in the future**.



How does pib@school work?

pib@school follows a **modular approach** and can be divided into **different work packages and subject areas**. **Interdisciplinary content from subjects such as computer science, physics, biology and ethics** are combined and put into practice.



Age recommendation

Suitable from grade 8.



Examples of use

- Elective subject
- P/W seminars
- Project day or week

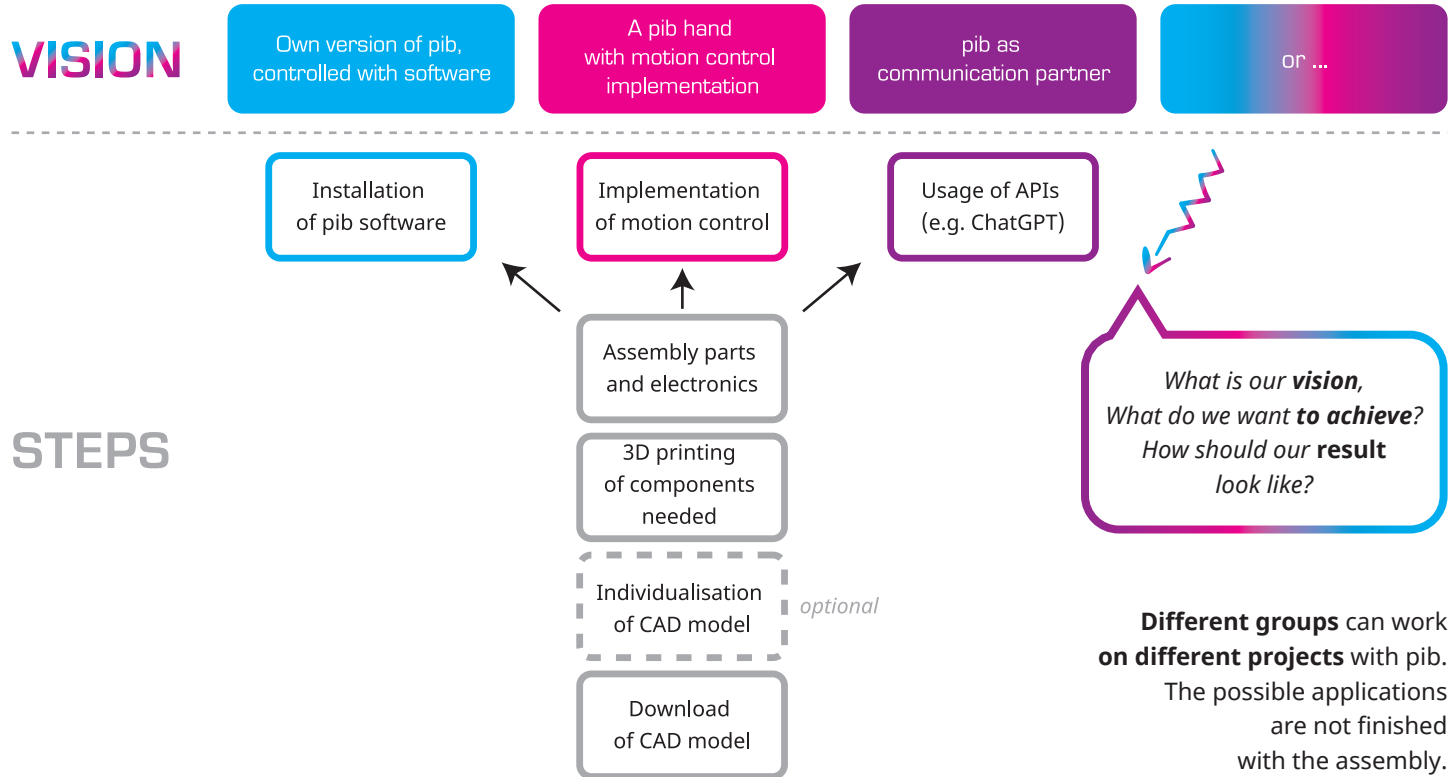
Material required

- pib.Box
- Print data (freely available)
- Tutorials (freely available)
- *optional*: pib.Academy (included with pib.School Box)

Your basic equipment

- 3D printer + filament
- Internet acces
- Basic tool kit (screwdriver, file, hammer)
- Power connection

pib@school offers numerous possibilities!





Why pib@school?

Contemporary learning of Robotics,
AI and 3D printing

Practical and exciting
knowledge transfer

Facing realistic fields of work
and processes

Creating enthusiasm
for STEM-contents

Digital media education

Reference project for image
and advertising

Interdisciplinary learning
of different content

Become part
of an open source project

Training of
soft skills

”

*Tell me and I forget, teach me and I may remember,
involve me and I learn.”*

Benjamin Franklin

Packages for pib@school!

Online at: shop.pib.rocks

pib.Box School

The box for schools & teachers



3699 €*



- + All electronic, metal & motor components for pib with one (right) arm
- + 100h print support
- + 5h individual support
- + **Access to the pib.Academy**

The **pib.Academy** offers you access to exclusive teaching materials on **3D printing, robotics, AI** and **other topics** from pib's world.

*All prices include VAT.

pib.Box Master

The box for makers & enthusiasts



2699 €*



Kit with all electronics, metal and motor components, needed to build pib with one (right) arm.

pib.Box Grower

The small extension box for pib's left arm



399 €*



Kit with all non-printable parts for pib's left arm.

pib is an
AWARD WINNER



Have we piqued your interest?

If you would like to find out more, please contact us.



team@pib.rocks

Send us a message.



discord.com/invite/GRdpyeDu7P

Visit us on Discord.



+49 911 21 77 38 70

isento GmbH, Ostendstraße 242, 90482 Nuremberg

[www.pib.rocks/school](http://www.pib.rocks/schoolshop.pib.rocks)
shop.pib.rocks